

# High-pressure hose H

Tailored hoses in custom lengths and fittings for lubrication systems and general use



NOW  
AVAILABLE  
PREFILLED  
WITH STANDARD  
OR SPECIAL  
GREASE



## High-pressure hoses

# What configuration are you looking for?

### Customized lengths



Ready-made hoses with fittings and individual lengths allow a cleaner and faster lubrication system assembly.

### Prefilling



Hoses prefilled with standard greases drastically reduce installation time. Hoses can also be prefilled with your own choice of grease.

### VS fittings



SKF quick connectors are the fastest way to connect lubrication lines. The fittings feature internal claws to hold the tubing tight, even at 350 bar (5076 psi). Various designs with 0°, 45° or 90° angles complete the offer.

### BEL fittings



Hose end fitting ready for solderless pipe union with cutting sleeve fittings are the most common connection type in high pressure grease lubrication systems. Various designs with 0°, 45° or 90° angles complete the offer.

### LL, L fittings



Screw fittings incl. union nut and cutting sleeve are a very common connection type in high pressure grease lubrication systems. Various designs with 0°, 45° or 90° angles complete the offer.

### DKOLL, DKOL fittings



Press fittings incl. union nut and sealing cone are a very common connection type in high pressure grease lubrication systems. Various designs with 0°, 45° or 90° angles complete the offer.

### Hose protections



SKF offers a wide range of solutions for hose protection including spiral hoses, plastic helixes, spring coils and corrugated tubes.

### Customized markings



Three different hose markings improve hose and lubrication point matching in the installation and maintenance process of machines and vehicles.

### Hose prints



Prints on the hoses containing key properties such as length, diameter and fitting allow easy identification simplifying the reordering/maintenance

# High-pressure hoses



## Description

Tailored high-pressure hoses are configurable hoses in custom lengths and fittings for quick and easy mounting. They are available prefilled with standard greases and come with nominal diameters of 6, 8 and 10 mm. In case of demanding operating environments of the lubrication system consider using hose protections. To simplify installation of more complex systems with many lubrication lines SKF offers customer-specific markings, for example with a hose label, printing or with clips. Configuration of tailored hoses takes place via SKF online configurator or via SKF parts library app.

## Features and benefits

- Individual hose lengths and customized fittings for quick and easy installation
- Easy online configuration with automatically created order numbers and CAD data download
- Prefilled with standard or individual grease
- Customized hose end markings
- Imprints for easy identification
- Optional hose protection

## Applications

- Construction machinery
- Agriculture machinery
- Renewable energy
- Railways
- Marine

### Technical data

Function	high-pressure hoses
Operating temperature	ND6, ND8 = -40 to +70 °C, -40 to 158 °F ND10 = -40 to +100 °C, -40 to 212 °F
Material	polyamide (soft), polyester (high strength), polyurethane, synthetic rubber
Nominal diameter	6, 8 or 10 mm
Lengths	50–50 000 mm; 1.9–1 968 in
Lubricants	oil, fluid grease and grease up to NLGI 3
Optional markings	label, printing or clips

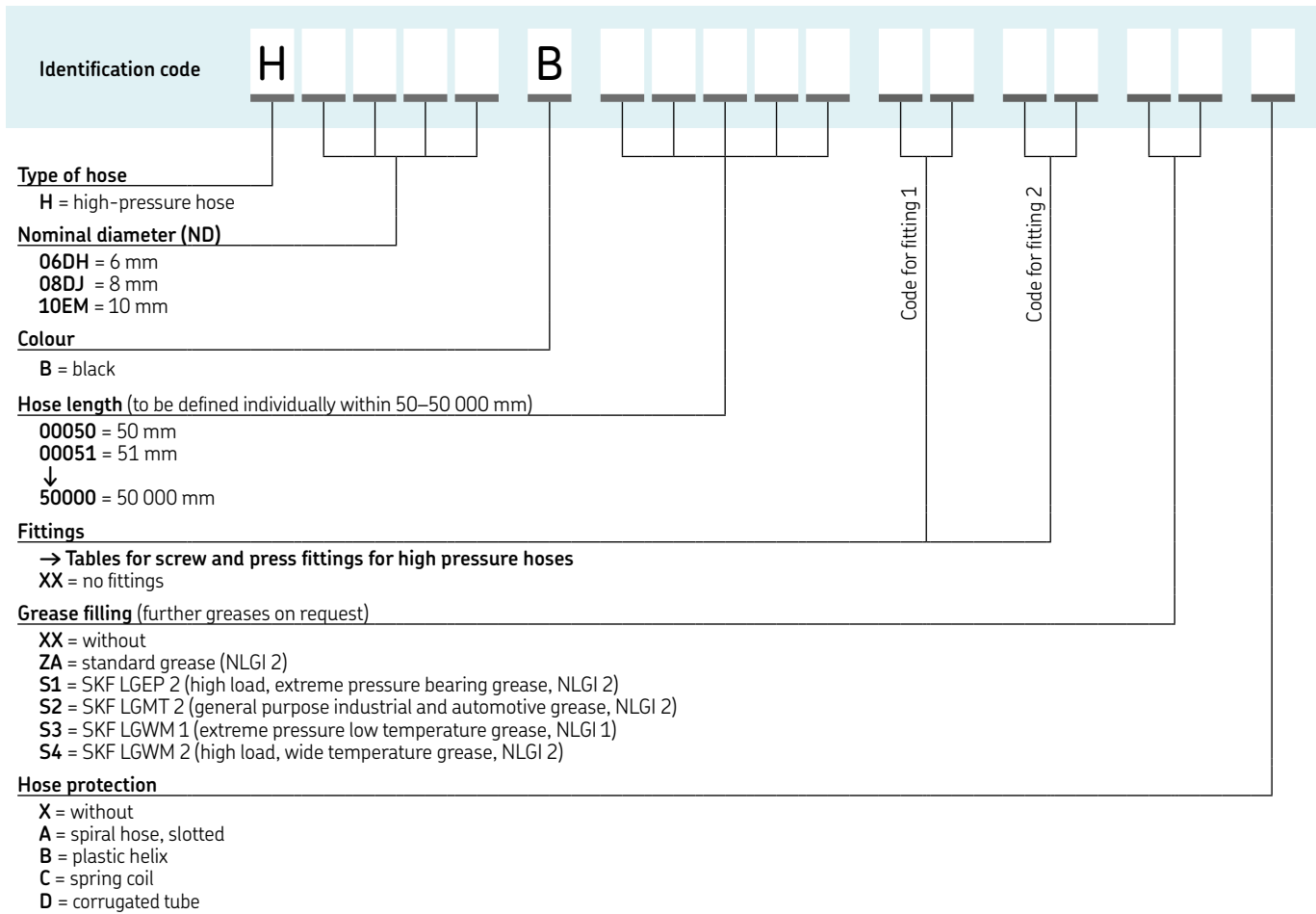
### Dimensions and details of high-pressure hoses

Nominal diameter	Wall thickness	Outer diameter	Bending radius min.	Burst pressure	
mm	mm	mm	mm	bar	psi
6	2.3	8.6	35	840	12 138
8	2.5	11.0	45	840	12 138
10	4.5	16.5	55	520	7 540

### Pressure utilization rate

Temperature in °C	23	30	40	50	60	70	80
Pressure utilization rate in %	100	83	72	64	57	52	47

# High-pressure hoses



## Order example

**H06DHB02500BCBDZAD**

- High pressure hose
- Nominal Ø 6 mm
- Material PUR
- Wall thickness 2.3 mm
- Black tubing
- Tube length 2 500 mm
- BEL tube stud, 90° angle
- BEL tube stud, 45° angle
- SKF standard grease filled
- Corrugated tube ND10

## Online configurator

3D CAD data, technical drawings and data sheets of high-pressure hoses are now available in native format in the online parts library. In addition to enjoying easy CAD downloads, you can combine and configure hoses with the fittings of your choice and integrate them into your design process.



<https://skf-lubrication.partcommunity.com>

# High-pressure hoses

## Screw fittings for high-pressure hoses

Code	Description	L	H	ND	Part number
		mm	mm	mm	

### Stainless steel

CA	BEL, straight	36	-	6	855-380-002
CB	BEL, 90° angle	22	21	6	855-380-003
CC	VS, straight	39	-	6	855-380-002-VS
CD	VS, 90° angle	19	35	6	855-380-003-VS

### Zinc-nickel surface treatment, Cr-6-free

AA	VS, straight	32	-	6	853-370-002-VS
AB	VS, straight	39	-	6	853-380-002-VS
AC	VS, 90° angle	19	35	6	853-380-003-VS
AD	VS, 45° angle	40	23	6	853-380-004-VS
AE	VS, 45° angle	65	18	6	853-380-007-VS
AF	VS, straight	75	-	6	853-390-002-VS
AG	VS, 90° angle	30	50	6	853-390-003-VS
AH	VS, 45° angle	65	24	6	853-390-004-VS
AJ	VS, 30° angle	70	17	6	853-390-005-VS
AK	VS, 10° angle	71	6	6	853-390-006-VS
DA	VS, straight	39	-	8	406-708-005-VS


BA	BEL, straight	26	-	6	853-370-002
BB	BEL, straight	36	-	6	853-380-002
BC	BEL, 90° angle	19	22	6	853-380-003
BD	BEL, 45 angle	23	11	6	853-380-004
BE	BEL, straight	75	-	6	853-390-002
BF	BEL, 90° angle	30	50	6	853-390-003
BG	BEL, 90° angle	30	36	6	853-390-004
BH	BEL, straight	64	-	6	853-390-005
EA	BEL, straight	26	-	8	406-708-005
EB	BEL, straight	32	-	8	406-708-006
EC	BEL, straight	53	-	8	406-708-007
ED	BEL, 90° angle	25	34	8	406-708-008
EE	BEL, 45° angle	43	26	8	406-708-009
FA	BEL, straight	35	-	10	406-710-002

PA	LL, straight	26	-	6	853-370-002
PB	LL, straight	36	-	6	853-380-002
PC	LL, 90° angle	19	22	6	853-380-003
PD	LL, 45° angle	23	11	6	853-380-004
PE	LL, straight	75	-	6	853-390-002
PF	LL, 90° angle	30	50	6	853-390-003
PG	LL, 90° angle	30	36	6	853-390-004
PJ	LL, straight	26	-	8	406-708-005
PK	LL, straight	32	-	8	406-708-006
PL	LL, straight	53	-	8	406-708-007
PM	LL, 90° angle	25	34	8	406-708-008
PN	LL, 45° angle	43	26	8	406-708-009

SA	L, straight	26	-	6	853-370-002
SB	L, straight	36	-	6	853-380-002
SE	L, straight	75	-	6	853-390-002
SF	L, 90° angle	30	50	6	853-390-003
SG	L, 90° angle	30	36	6	853-390-004
SH	L, straight	64	-	6	853-390-005
SJ	L, straight	26	-	8	406-708-005
SK	L, straight	32	-	8	406-708-006
SL	L, straight	53	-	8	406-708-007
SM	L, 90° angle	25	34	8	406-708-008
SN	L, 45° angle	43	26	8	406-708-009

VS = quick connector  
 LL = cutting sleeve fittings extra light version  
 L = cutting sleeve fittings light version  
 BEL = hose end fitting ready for solderless pipe union with cutting-sleeve fitting

## Fitting type



## Press fittings for high-pressure hoses

Code	Description	L	H	ND	Part number
		mm	mm	mm	

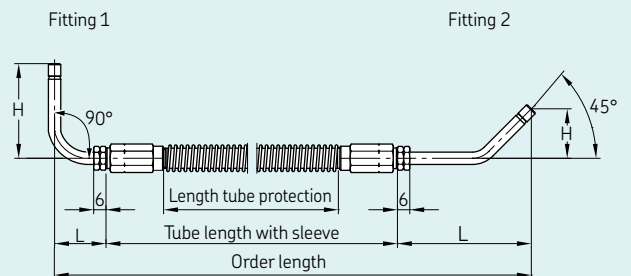
### Zinc-iron surface treatment, Cr-6-free

LA	DKOLL, straight	19	-	6	532-32492-1
LB	DKOLL, 90° angle	12	19	6	532-32302-1
LC	DKOLL, 45° angle	52	24	6	532-32430-1
MA	DKOLL, straight	21	-	6	532-32491-1
MB	DKOLL, 90° angle	12	22	6	532-32301-1

NA	DKOL, straight	14	-	6	226-10087-2
NB	DKOL, 90° angle	25	31	6	226-10087-5
NC	DKOL, straight	20	-	8	226-10087-3
ND	DKOL, 90° angle	23	31	8	226-10087-6
NE	DKOL, straight	20	-	10	226-10087-4
NF	DKOL, 90° angle	23	33	10	226-10087-8

DKOLL = press cutting cone fittings extra light version  
 DKOL = press cutting cone fittings light version

## High-pressure hose with fittings



# High-pressure hoses

## Hose protections

To protect high-pressure hoses used in demanding operating environments, consider equipping them with additional hose protection. SKF offers spiral hoses, plastic helices, spring coils and corrugated tubes that offer effective protection against hail e.g., also allowing bundling of individual hoses to form a compact strand. This simplifies installation, reduces the number of needed fixing parts and saves space.

## Features and benefits

- Line protection for demanding operating conditions
- Protects against light mechanical influences
- Protects against weather influences as hail e.g.
- Simple and fast installation
- Space saving installation

Spiral hose, slotted



Plastic helix



Spring coil



Corrugated tube



Hose protections							
Design	Ø mm	Suitable nominal hose diameter			Material	Order code letter	Part number per linear meter
		06	08	10			
<b>Spiral hose, slotted</b>	6–9	•	-	-	polypropylene	A	982-760-102
	10–16	-	•	•	polypropylene	A	982-760-172
<b>Plastic helix</b>	5–20	•	-	-	soft polyethylene, black colour	B	113-35075-2
	9–30	-	•	•	soft polyethylene, black colour	B	113-35075-3
<b>Spring coil</b>	10.6	•	-	-	stainless steel	C	982-760-132
	12.5	-	•	-	stainless steel	C	982-760-142
	17.0	-	-	•	stainless steel	C	111-35306-5
<b>Corrugated tube</b>	10.0	•	-	-	polyamide 6, black colour	D	982-760-130
	12.3	-	•	-	polyamide 6, black colour	D	982-760-160

# High-pressure hoses

## Hose markings

Customer-specific markings designed as hose label, printing or with clips are available on request. Hose markings simplify installation of more complex lubrication systems with numerous lubrication points. For technical reasons clip markings have a limit of max. five letters/numbers and hoses with printed markings have a lengths limit of 15 m. Customized hose markings are available for all hose types/diameters offered in this publication.

## Features and benefits

- Print, label and clip markings
- Individual high-pressure hoses
- Simplified and faster installation
- Simplified repair and maintenance

Print



Label



Clips





[skf.com](https://skf.com) | [skf.com/lubrication](https://skf.com/lubrication) | [lincolnindustrial.com](https://lincolnindustrial.com)

© SKF and LINCOLN are registered trademarks of the SKF Group.

© SKF Group 2020

The contents of this publication are the copyright of the publisher and may not be reproduced (even extracts) unless prior written permission is granted. Every care has been taken to ensure the accuracy of the information contained in this publication but no liability can be accepted for any loss or damage whether direct, indirect or consequential arising out of the use of the information contained herein.

**PUB LS/P2 18974 EN** · October 2020

Certain image(s) used under license from Shutterstock.com.